

## Steps for registering to a Factory Trained exam

1. Visit the website: <https://www.rainbirdservices.com/rain-bird-factory-trained/>
2. Click on “Renew your Factory Trained Designation Online”
3. Select the exam(s) that you are looking to renew, you can choose multiple options if needed



Rain Bird Services

[Step 1 - Class Search](#)

[Step 2 - Location Selection](#)

[Step 3 - Registration\(s\)](#)

[Step 4 - Payment](#)

[Step 5 - Finalize](#)

[Step 6 - Confirmation](#)

[HELP](#)

[HOME](#)

[Back](#)

Below is a list of all the classes being held at this location. Each class will be held at the time indicated and on the day marked with an [X]. Classes are scheduled for 4 hours; 8 hours; 12 hours or 16 hour (2 day) increments. Classes with multiple days marked with an [X] indicate a multiple day commitment.

To find out more about each class, use your mouse and point to the class title. A class description will appear with information about the class. Should you have additional questions, please contact us by calling 1-800-498-1942 or send an email to training@rainbird.com


To register, please select the class or classes that you wish to attend by clicking into the box to the left of the class title and clicking the Continue button at the bottom of the page.

**\*\* \$0.00 Registration fee per person \*\***

Rain Bird Services Online Training		
	Class Title	Fee
<input type="checkbox"/>	<a href="#">RENEWO-1512-Sub-surface Drip Irrigation Expert</a>	\$ 59.00
<input type="checkbox"/>	<a href="#">RENEWO-1505-Landscape Valve Technician</a>	\$ 59.00
<input type="checkbox"/>	<a href="#">RENEWO-1502-Residential Installer</a>	\$ 59.00
<input type="checkbox"/>	<a href="#">RENEWO-1101-Maxicom Technician</a>	\$ 59.00
<input type="checkbox"/>	<a href="#">RENEWO-1102-Maxicom Operator</a>	\$ 59.00
<input type="checkbox"/>	<a href="#">RENEWO-1103-SiteControl Technician</a>	\$ 59.00
<input type="checkbox"/>	<a href="#">RENEWO-1104-SiteControl Operator</a>	\$ 59.00
<input type="checkbox"/>	<a href="#">RENEWO-1107-Site Survey Technician</a>	\$ 59.00
<input type="checkbox"/>	<a href="#">RENEWO-1108-Central Control Installer</a>	\$ 59.00
<input type="checkbox"/>	<a href="#">RENEWO-1201-Integrated Control System (ICS) Technician</a>	\$ 59.00
<input type="checkbox"/>	<a href="#">RENEWO-1202-Satellite Control System Technician</a>	\$ 59.00
<input type="checkbox"/>	<a href="#">RENEWO-1203-Advanced Golf Irrigation Technician</a>	\$ 59.00
<input type="checkbox"/>	<a href="#">RENEWO-1220-Golf Central Control Operator</a>	\$ 59.00
<input type="checkbox"/>	<a href="#">RENEWO-1200-Golf Irrigation Technician</a>	\$ 59.00
<input type="checkbox"/>	<a href="#">RENEWO-1501-2-ESP-LXD &amp; ESP-LXME Operator</a>	\$ 59.00
<input type="checkbox"/>	<a href="#">RENEWO-1507-ESP-LX-IVM Operator</a>	\$ 59.00
<input type="checkbox"/>	<a href="#">RENEWO-1510-Water Efficient Product Expert</a>	\$ 59.00
<input type="checkbox"/>	<a href="#">RENEWO-1511-Drip Irrigation Technician</a>	\$ 59.00
<input type="checkbox"/>	<a href="#">RENEWO-1504-Drainage Technician</a>	\$ 59.00
<input type="checkbox"/>	<a href="#">RENEWO-1504-Drainage Technician</a>	\$ 59.00
<input type="checkbox"/>	<a href="#">RENEWO-1111-Wireless Systems Technician</a>	\$ 59.00
<input type="checkbox"/>	<a href="#">RENEWO-1109-Decoder Technician</a>	\$ 59.00
<input type="checkbox"/>	<a href="#">RENEWO-1506-Residential Controller Technician</a>	\$ 59.00
<input type="checkbox"/>	<a href="#">RENEWO-1520-California MWFL0 Expert</a>	\$ 59.00
<input type="checkbox"/>	<a href="#">RENEWO-1210-Golf Central Control Installer</a>	\$ 59.00
<input type="checkbox"/>	<a href="#">RENEWO-1116-2-IQ v4.0 Operator</a>	\$ 59.00
<input type="checkbox"/>	<a href="#">RENEWO-1115-2-IQ v4.0 Technician</a>	\$ 59.00
<input type="checkbox"/>	<a href="#">RENEWO-1117-2-Wire System Technician</a>	\$ 59.00

Continue

- Complete the registration process



**Rain Bird Services**


Step 1 - Class Search  
 Step 2 - Location Selection  
[Step 3 - Registration\(s\)](#)  
 Step 4 - Payment  
 Step 5 - Finalize  
 Step 6 - Confirmation  
[HELP](#)  
[HOME](#)

**You are on your way to becoming an Irrigation Expert!**  
 You have selected [4] classes. To view your selections click the view button to the right. To continue with registration, please enter your name and email address. Please note: Completion of all fields is required.

\*First Name:   
 \*Last Name:   
 \*Email:

My Classes - [3]

- After adding your contact information, you will see your Registration Summary. Review and click on Enter Payment Info



**Rain Bird Services**

Step 1 - Class Search  
 Step 2 - Location Selection  
[Step 3 - Registration\(s\)](#)  
 Step 4 - Payment  
 Step 5 - Finalize  
 Step 6 - Confirmation  
[HELP](#)  
[HOME](#)

**Registration Summary**

Below is a summary of your registration. If you would like to add others from your group or organization, please click on "Add More Staff" at the bottom of the page. If you are satisfied with your selection, please click on "Enter My Payment Info."


**Test Test**

Online Designation Renewal

EVENTS	DAY/TIME	COST
Registration Fee		\$0.00
Sub-surface Drip Irrigation Expert		\$59.00
<b>Attendee Subtotal:</b>		<b>\$59.00</b>

**TOTAL FEES**  
\$59.00

- It will prompt you to select your payment option, select the one that you prefer.



**Rain Bird Services**

Step 1 - Class Search  
 Step 2 - Location Selection  
[Step 3 - Registration\(s\)](#)  
[Step 4 - Payment](#)  
 Step 5 - Finalize  
 Step 6 - Confirmation  
[HELP](#)  
[HOME](#)

**Ready to pay for your training class?**

There are several methods that can be used to pay for your Rain Bird Services training! If you are a Rain Bird Contractor or Public Agency and participate in the Rain Bird Rewards or Maxicom Dollars Programs, you can use your accumulated points to pay for the training (up to the value of the training class). We also accept credit cards online or you can choose to send a check if you prefer. Choose one of the options below and you are on your way to becoming an Irrigation Expert!

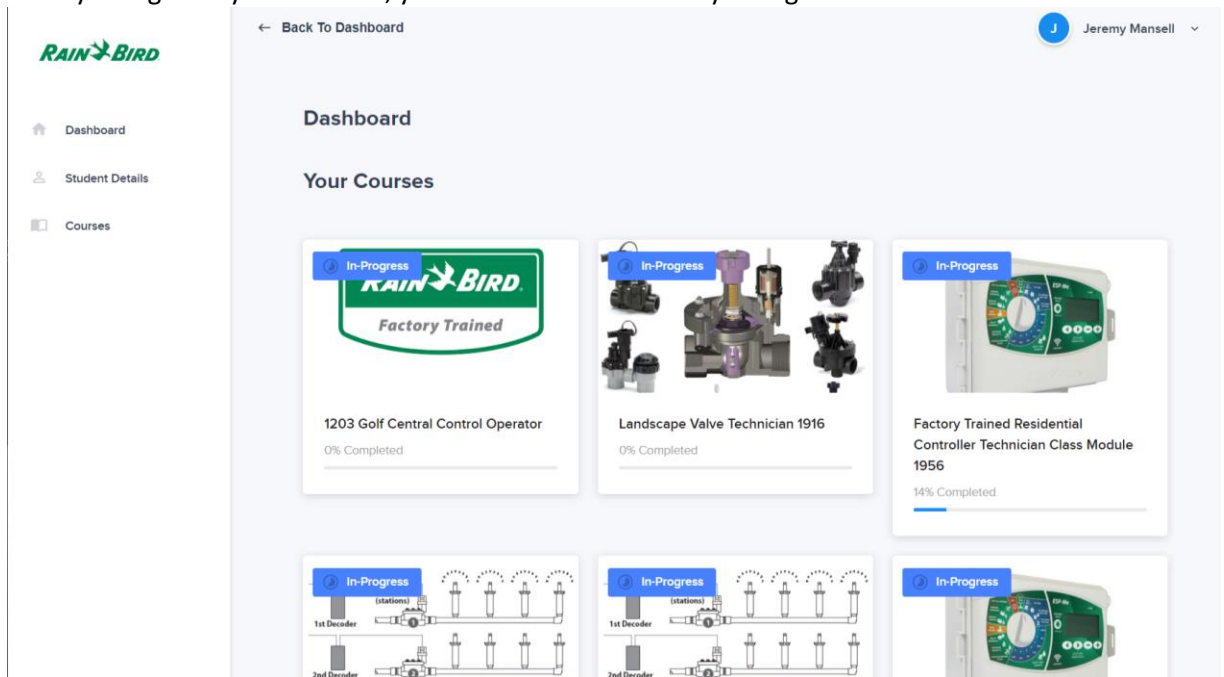
[Rain Bird Rewards Points](#)  
[Credit Card \(Visa, Mastercard, Amex\)](#)

**TOTAL FEES**  
\$59.00

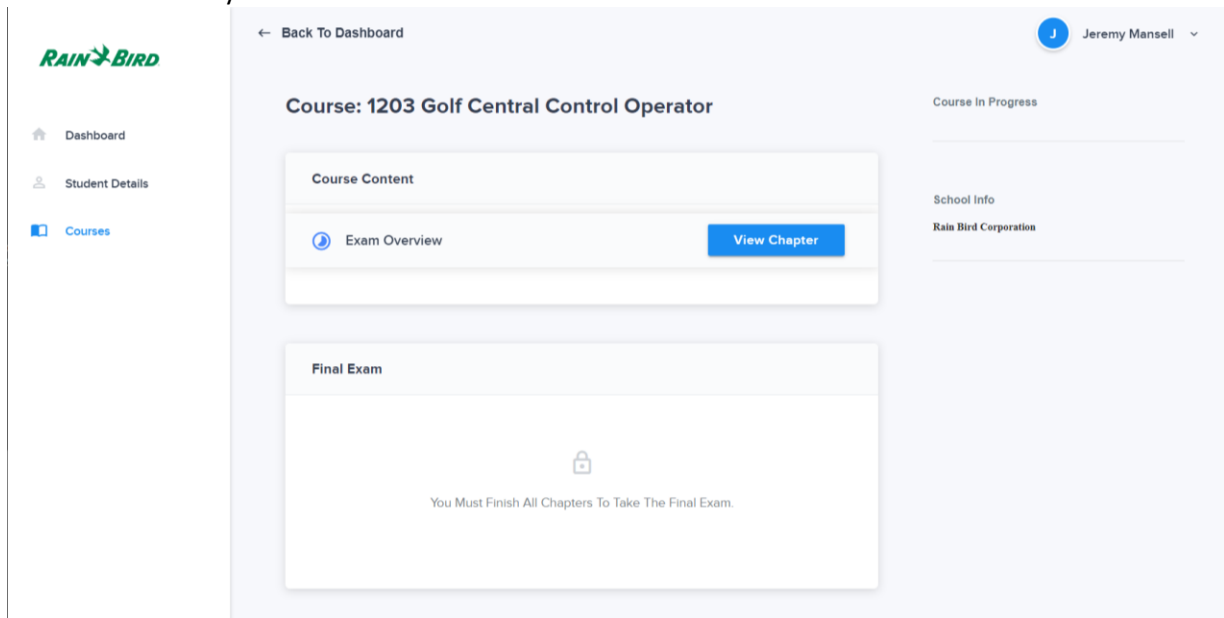
- After entering the payment method and finalizing the registration, you will be receiving an email conformation.

8. Please open your email confirmation, it will provide you a username and password and the steps to login to your account.

9. Once you log in to your account, you will see all the exams you registered for.



10. Click on the exam you wish to take first



11. Read the steps, and click on Start Final

The screenshot shows a web application interface for Rain Bird. On the left is a navigation sidebar with the Rain Bird logo and menu items: Dashboard, Student Details, and Courses. The main content area is titled 'Chapter Content' and features an 'Exam Overview' section. The text in this section reads: 'You are about to take our renew exam. Please verify your contact information is correct on the next page. This is used to mail your designation certificate. Take the exam: 1. Exams are based on individual efforts 2. Exams are open book/open note 3. Academic dishonesty will result in failure of the renewal exam'. At the bottom of the content area are two blue buttons: 'Course Home' and 'Start Final'. The top right of the interface shows a user profile for 'Jeremy Mansell' and a 'Back To Dashboard' link. A copyright notice 'Rain Bird Corporation © 2020' is visible at the bottom right.

12. After completing your exam, you will receive your score and a confirmation that you have completed the exam.

13. If you have passed the exam with a 70% or better, you will receive a new designation certificate in the email that will be valid for 3 years.